







activEHR™ Equipment Integrations




by Brand/Company








The equipment listed within this document has been tested and is supported by activEHR™ 2010 and higher.




Equipment Type	Company	Model	Example Image	Additional Information	Compatible Software / Status
Aberometers	Marco	<ul style="list-style-type: none"> • 3D-Wave • OPD-II 		Shown: 3D Wave	
Aberometers	Bausch & Lomb	<ul style="list-style-type: none"> • Zywave II 		Requires:	P2U-ZYW
Autorefractors	Canon	<ul style="list-style-type: none"> • R-F10 Full Autorefractor • R10 • RF-F1 		Shown: R-F10	




Equipment Type	Company	Model	Example Image	Additional Information	Compatible Software / Status
Autorefractors	Nikon (distributed by Right Medical)	<ul style="list-style-type: none"> • Speedy-1 		Shown: Speedy-1	
Autorefractors	Nidek	<ul style="list-style-type: none"> • AR 310A • AR 330A • AR 530 • AR 560 • AR 600 • AR 610 • AR 660 <p>... continued below</p>		Shown: Please note Marco is the exclusive distributor of Nidek refraction systems in the USA.	
		<ul style="list-style-type: none"> • AR 660A • AR 700 • AR 800 • AR 820 • AR 1000 • AR 1100 • AR 1200M 		Shown: AR 330A	



Equipment Type	Company	Model	Example Image	Additional Information	Compatible Software / Status
Autorefractors	Reichert	<ul style="list-style-type: none"> • RK 600 • RK 700 		Shown: RK 700	
Autorefractors	Topcon	<ul style="list-style-type: none"> • RM-A 7000 • RM-A 8000 • RM-A 8800 • RM-A 8900 		Shown: RM-A 8900	
Auto-Refractor / Keratometers (Refracto-Keratometers)	Canon	<ul style="list-style-type: none"> • RK-F1 • RK-1 • RK-2 		Shown: RK-F1	



Equipment Type	Company	Model	Example Image	Additional Information	Compatible Software / Status
Auto-Refractor / Keratometers (Refracto-Keratometers)	Carl Zeiss Meditec (Humphrey)	<ul style="list-style-type: none"> • HARK 599 • I Profiler Plus 		Shown: HARK 599	data transfer via RS232
Autorefractor / Keratometers (Refracto-Keratometers)	Huvitz	<ul style="list-style-type: none"> • HRK 7000A 		Shown: HRK 7000A	
Autorefractor / Keratometers (Refracto-Keratometers)	Marco	<ul style="list-style-type: none"> • ARK 530 • ARK 560 • ARK 700 • ARK 700A • ARK 760 • ARK 900 • RKT 7700 		Shown: ARK 530A	




Equipment Type	Company	Model	Example Image	Additional Information	Compatible Software / Status
Autorefractor / Keratometers (Refracto-Keratometers)	Nidek	<ul style="list-style-type: none"> • KM-500 • ARK-510A • ARK-530A • ARK-560A • ARK-700 • ARK 700A • ARK 730A • ARK-760 • ARK 900 • ARK-900S • ARK-2000S • ARK 20/30 • Tonoref II • RKT-7700 		<p>Shown: ARK-530A</p> <p>Tonoref II is a 3-in-1 Tonometer, Autorefractor / Keratometer</p>	
Auto Refractor / Keratometers (Refracto-Keratometers)	Nikon (distributed by Right Medical)	<ul style="list-style-type: none"> • Speedy-K 		<p>Shown: Speedy-K</p>	




Equipment Type	Company	Model	Example Image	Additional Information	Compatible Software / Status
Auto Refractor / Keratometers (Refracto-Keratometers)	Tomey	<ul style="list-style-type: none"> • RT-6000 		Shown: RT-6000	
Auto Refractor / Keratometers (Refracto-Keratometers)	Topcon	<ul style="list-style-type: none"> • KR-8800 • KR-8900 • KR-8000P • KR 8000PA 		Shown: Topcon 8000PA	
Corneal Topographer (Analyzers)	Nidek	<ul style="list-style-type: none"> • ARK-10000 • OPD Scan-II 		Shown: Refractive Power / Corneal Analyzer	




Equipment Type	Company	Model	Example Image	Additional Information	Compatible Software / Status
Corneal Topographer	Bausch & Lomb	<ul style="list-style-type: none"> Orbscan 		Requires:	P2U-ORB
Fundus Cameras	Topcon	<ul style="list-style-type: none"> TRC-NW8 		Shown: TRC-NW8	2.1.4.1 – “IMAGEnet 2000 Lite R-2.14”
Lensmeters	Carl Zeiss Meditec (Humphrey)	<ul style="list-style-type: none"> LA-350 LA-360 		Shown: LA-360	




Equipment Type	Company	Model	Example Image	Additional Information	Compatible Software / Status
Lensmeters	Essilor	<ul style="list-style-type: none"> • CLE070 		Shown: CLE070	USB (built-in)
Lensmeters	Huvitz	<ul style="list-style-type: none"> • LM 4000 		Shown: HLM 7000	data transfer via RS232 or CDM-MATE system)
Lensmeters	Marco	<ul style="list-style-type: none"> • LM 500 • LM 600 • LM 1000 • LM 1000P • LM 1200P • VL 3000 		Shown: LM 1000	




Equipment Type	Company	Model	Example Image	Additional Information	Compatible Software / Status
Lensmeters	Nidek	<ul style="list-style-type: none"> • LM 500 • LM 770 • LM 820 • LM 850 • LM 870 • LM 970 • LM 990 • LM 1000 • LM 1000P • LM 1200P • LM 3000 		Shown: LM 1200	
Lensmeters	Nikon (distributed by Right Medical)	<ul style="list-style-type: none"> • NL-2 • NL-30 		Shown: NL-30	





Equipment Type	Company	Model	Example Image	Additional Information	Compatible Software / Status
Lensmeters	Reichert	<ul style="list-style-type: none"> • AL 500 • AL 200 • AL 4600 • LensCheck 		Shown: AL 200	
Lensmeters	Tomey	<ul style="list-style-type: none"> • TL 900 • TL 1000 • TL 2000 • TL 3000 		Shown: TL 100	
Lensmeters	Topcon	<ul style="list-style-type: none"> • CL 100 		Shown: CL-100/100P	




Equipment Type	Company	Model	Example Image	Additional Information	Compatible Software / Status
Optical Biometer	Carl Zeiss Meditec (Humphrey)	<ul style="list-style-type: none"> IOL Master 		Requires:	P2U IOL
Optical Coherence Tomographer (OCT)	Topcon	<ul style="list-style-type: none"> 3D OCT 2000 		Shown: 3D OCT 2000	4.21.003.02 – “3DOCT-2000”
Scheimpflug	Oculus	<ul style="list-style-type: none"> Pentacam with PC 		Requires:	P2U-a


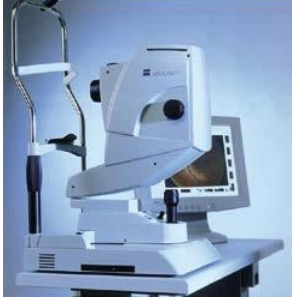

Equipment Type	Company	Model	Example Image	Additional Information	Compatible Software / Status
Perimeters	Carl Zeiss Meditec (Humphrey)	<ul style="list-style-type: none"> • HFA-NET Pro • HFA-730 • HFA-740 • HFA-750 • HFA II-i • HFA II 745 i • HFA II 750 i 		Shown: HFA II-i	<ul style="list-style-type: none"> • 4.2.2 with HFA-NET Pro
Perimeters	Reichert	<ul style="list-style-type: none"> • Foresee PHP 		Shown: Foresee PHP	
Refraction Units (Auto Phoropters)	Huvitz	<ul style="list-style-type: none"> • CDR Ver 1.0 • CDR Ver 1.1 • HDR Ver 2.10 		Shown: HDR 7000	




Equipment Type	Company	Model	Example Image	Additional Information	Compatible Software / Status
Refraction Units (Auto Phoropters)	Marco	<ul style="list-style-type: none"> • Epic-1200 • RT 2100 • RT 3100 • TRS-5100 • RT-900 • COS-1200 • COS-2100 • COS-5100 		Shown: TRS-5100	
Refraction Units (Auto Phoropters)	Nidek	<ul style="list-style-type: none"> • RT-1200 • RT-2100 • RT-3100 • RT-5100 		Shown: RT-5100 Please note: Marco is the exclusive distributor of Nidek refraction systems in the USA.	
Refraction Units (Auto Phoropters)	Reichert	<ul style="list-style-type: none"> • Visutron 900+ 		Shown: Visutron 900+	data transfer via RS232



Equipment Type	Company	Model	Example Image	Additional Information	Compatible Software / Status
Refraction Units (Auto Phoropters)	Topcon	<ul style="list-style-type: none"> CV 3000 CV 5000 		Shown: CV 5000	
Refraction Units-Suite (Integrated Refraction Lane)	Marco	<ul style="list-style-type: none"> Epic-1200 Epic-2100/RT 2100 Epic-5100 		Shown: Epic-5100	
Refraction Units – Suite	Huvitz Coburn Technologies	<ul style="list-style-type: none"> HDR 7000 Suite 		Shown: HDR 7000 Suite	




Equipment Type	Company	Model	Example Image	Additional Information	Compatible Software / Status
Retina Systems – Scanning Laser Polarimetry (SLP)	Carl Zeiss Meditec (Humphrey)	<ul style="list-style-type: none"> GDx VCC 		Shown: GDx VCC	5.5.1 – “GDx VCC”
Retina Systems - Optical Coherence Tomographer (OCT)	Carl Zeiss Meditec (Humphrey)	<ul style="list-style-type: none"> Stratus OCT (Model 3000) Cirrus HD-OCT Model 4000 		Shown: Stratus OCT	
Retina Systems - Optical Coherence Tomographer (OCT)	Optovue	<ul style="list-style-type: none"> RTVue 		Shown: RTVue	6.1.0.4 – “ReVue”
Retina Systems - Optical Coherence Tomographer (OCT)	Optovue	<ul style="list-style-type: none"> iVue 		Shown: iVue	6.1.0.4 – “ReVue”




Equipment Type	Company	Model	Example Image	Additional Information	Compatible Software / Status
Retina Systems	Marco	<ul style="list-style-type: none"> • RTA 5 Retinal Thickness Analyzer • RKT 7700 • Tonoref II 		Shown: RTA 5	
Retina Tomographer	Heidelberg Engineering	<ul style="list-style-type: none"> • HRT-II (with PC) 		Requires:	P2U-HRT
Retinal Cameras - Fundus	Canon	<ul style="list-style-type: none"> • CR6-45NM • CR-DGi • CF-1 		Shown: Canon CR-1 Mark II	




Equipment Type	Company	Model	Example Image	Additional Information	Compatible Software / Status
Retinal Cameras - Fundus	Carl Zeiss Meditec (Humphrey)	<ul style="list-style-type: none"> FF 450 Plus IR 		Shown:	Visupac – 4.4.3
Retinal Cameras - Fundus	Carl Zeiss Meditec (Humphrey)	<ul style="list-style-type: none"> VISUCAM (Fundus) VISUCAM PRO NM 		Shown: VISUCAM Lite	Visucam PRO NM – 4.2.2.0196
Retinal Cameras - Fundus	Nidek	<ul style="list-style-type: none"> AFC-230/210 		Shown: AFC-230/210	NAVIS-Lite – 1.1.2




Equipment Type	Company	Model	Example Image	Additional Information	Compatible Software / Status
Retinal Cameras	Kowa	<ul style="list-style-type: none"> • Genesis-D • Genesis-Df 		Shown: Genesis-D	
Retinal Cameras	Kowa	<ul style="list-style-type: none"> • nonmyd α-D (2 mega) • nonmyd α-D (5 mega) • nonmyd α-DIII • nonmyd 7 • nonmyd WX 		Shown: nonmyd α -D	
Retinal Cameras	Kowa	<ul style="list-style-type: none"> • VX-10 • VX-10 α • VX-10 i 		Shown: VX-10	

Equipment Type	Company	Model	Example Image	Additional Information	Compatible Software / Status
Retinal Cameras - Scanning Laser	Optos	<ul style="list-style-type: none"> • P200 • P200C • P200MA 		Shown: P200MA	
Slit Lamps	CSO	<ul style="list-style-type: none"> • SL 980 • SL 990 		Shown: SL 980	VK-AP26C – 2.1.0.2 or higher



Equipment Type	Company	Model	Example Image	Additional Information	Compatible Software / Status
Slit Lamps	Haag-Streit	<ul style="list-style-type: none"> BQ 900 		Shown: BQ 900	
Slit Lamps	Kowa	<ul style="list-style-type: none"> SL-15 		Shown SL-15	
Slit Lamps	Marco	<ul style="list-style-type: none"> G5 		Shown G5	

Equipment Type	Company	Model	Example Image	Additional Information	Compatible Software / Status
Slit Lamps	Topcon	<ul style="list-style-type: none"> SL-D2 		Shown: SL-D2	
Specular Microscope	CSO	<ul style="list-style-type: none"> SP02 		Shown: SP02	
Specular Microscope	Konan	<ul style="list-style-type: none"> NSP-9900 		Shown: NSP-9900	2.13 – “KSS-409SP”

Equipment Type	Company	Model	Example Image	Additional Information	Compatible Software / Status
Tonometers	Kowa	<ul style="list-style-type: none"> • KT-800 		Shown: KT-800	
Tonometers (NCT's)	Reichert	<ul style="list-style-type: none"> • AT 550 • AT555 • XPERT • Reichert 7 		Shown: AT555	
Tonometers (NCT's)	Topcon	<ul style="list-style-type: none"> • CT-20 • CT-80 		Shown: CT-80 These are Non-Contact Tonometers	

Equipment Type	Company	Model	Example Image	Additional Information	Compatible Software / Status
Tonometers (NCTs)	Nidek	<ul style="list-style-type: none"> • NT-500 • NT-1000 • NT-2000 • NT-2000 M3 • NT-4000 • Tonoref II • RKT-7700 		<p>Shown: NT-2000</p> <p><i>Please note: Marco is the exclusive distributor of Nidek refraction systems in the USA.</i></p>	
Ultrasound	Accutome	<ul style="list-style-type: none"> • A-Scan Plus 		Requires:	PTU-ASP
Ultrasound	Quantel	<ul style="list-style-type: none"> • Axis II 		Requires:	P2U-AX2

Equipment Type	Company	Model	Example Image	Additional Information	Compatible Software / Status
----------------	---------	-------	---------------	------------------------	------------------------------

Visual Field Perimeter	Carl Zeiss Meditec (Humphrey)	<ul style="list-style-type: none"> HFA 7xx 		Requires:	P2U HFA
Visual Field Perimeter	Haag-Streit	<ul style="list-style-type: none"> Octopus 900 		Shown: Octopus 900	Perimetry v2.1.0 Build 247 – “EyeSuite I 2.000”